



UTAH FOOD BANK

MEMBER OF
FEEDING
AMERICA



FIGHTING HUNGER
STATEWIDE

ANNUAL REPORT

2022 - 2023



UTAH FOOD BANK

President & CEO Message



Ginette Bott
President & CEO



Aimee Botelho
CHRO



Kent Liston
CFO



Scott Woodhead
COO

As we reflect on the previous year, it is with both gratitude for our accomplishments and a solemn acknowledgment of the challenges faced by those we serve. Inflation has cast a long shadow, impacting every facet of our operations. The persistent rise in costs, from fuel to eggs, has left families grappling with a double whammy of economic hardship.

Utah Food Bank, alongside the entire nation, has witnessed an alarming surge in the demand for food assistance. Families hit hard by the effects of the pandemic are also contending with the additional burden of inflation. Our organization finds itself on the frontline of a battle against hunger that is unprecedented in recent memory. Even our neighbors who have never faced food insecurity before are turning to us for assistance, underscoring the pervasive impact of economic difficulties.

The challenges are not isolated; a record-breaking winter compounded the struggles faced by many who saw soaring heating bills. Furthermore, the expiration of pandemic-related relief measures at the end of March left families without a safety net, increasing reliance on our services.

In the Spring, we marked a significant milestone with the expansion of our Southern Distribution Center in St. George. This expansion equips us to better serve Utah's six southernmost counties, doubling our storage and processing capabilities, a crucial enhancement for our Southern Utah clients.

We didn't stop there! In May, we broke ground on the 14.17-acre parcel for our Timpanogos Distribution Center in Springville, a crucial component of our expansion efforts. This move is particularly significant because Utah County and its surrounding areas have presented significant challenges to our mission of *Fighting Hunger Statewide* for many years.

With all this growth comes the need for more staff. As we grow, we are proud to share Utah Food Bank was recognized for the fourth consecutive year on the Top 100 Workplaces list, a testament to a resilient culture that navigated the challenges posed by the pandemic, fostering growth and success in our mission and operations.

The changing demographics of our community highlight the evolving landscape within which we operate. The designation of Salt Lake City as a welcoming community for refugees demonstrates the importance of our commitment to inclusivity and accessibility, especially as we prepare to expand our footprint in Utah and San Juan counties.

As we face these challenges head-on, we remain unwavering in our mission of *Fighting Hunger Statewide*.

Year-End Snapshot

Utah Food Bank continues to expand as we strive to meet the needs of people facing hunger across Utah. It's an enormous endeavor, requiring the generosity, support and dedication of many individuals and organizations. Here is just a snapshot of what fiscal year 2023 looked like for us.



317,000

Utahns facing hunger

including **1 in**
10 children



**Mobile
School
Pantries**

served 341,076 clients at 72 sites

366,466

dinners served
through our
Kids Cafe Program



Mobile Pantries
served
883,756 Clients

922 Mobile Pantry
distributions
at **45** sites



41,224

Food Box Program
boxes delivered
to seniors & people
with disabilities



184,075


Volunteer Hours Served

=

**89 full time
employees**

**13,214,109
million**

pounds of fresh
produce
distributed



\$1 = \$8.36

donated

worth of goods
& services

245


Partner agencies



**97 cents of
every dollar
donated went to
hungry Utahns**

658,004


miles traveled by UFB fleet
(= 26x around the equator)



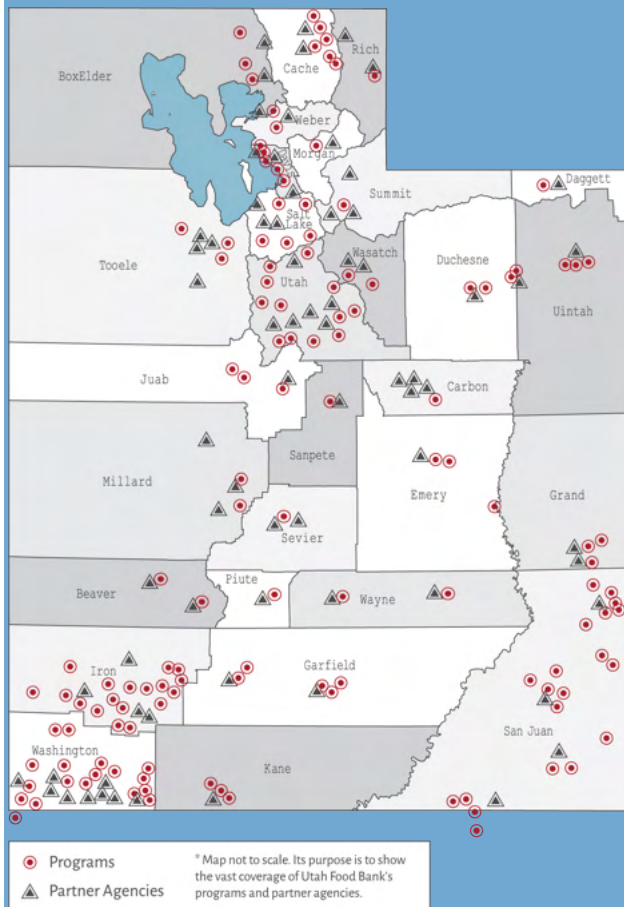
60.2
MILLION
pounds of food
distributed

=

50.1
MILLION
meals
distributed



Food Distribution Sites



The Face of Hunger

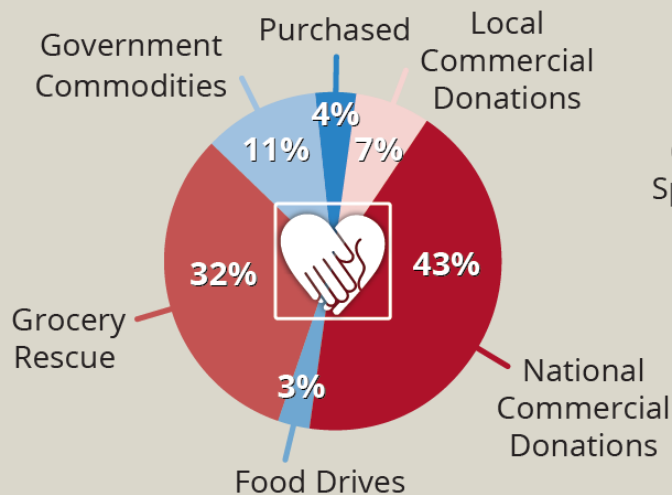


Meet Sabrina, a single mother dedicated to shaping young minds as a special education teacher at a local school. Despite juggling two jobs and pursuing her own academic goals, Sabrina faces the challenge of stretching her time to meet the demands of both work and education. However, her commitment to providing nutritious meals for her two young boys remains unwavering.

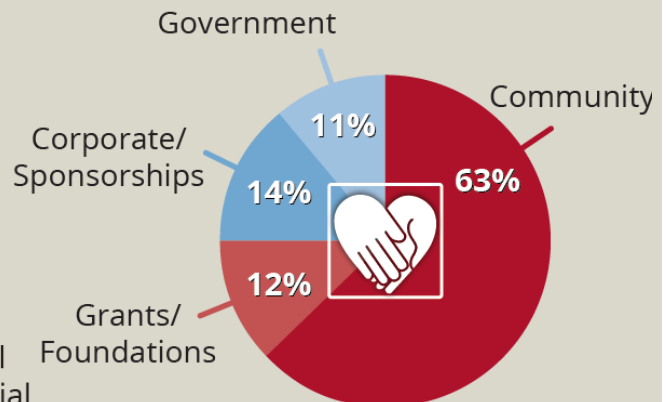
"Being a working mom isn't easy, but my dedication to my kids and my students keeps me going. Every month, when that truck arrives, it's not just food; it's hope, it's support. It's a reminder that our community cares about every child."

Utah Food Bank's Mobile School Pantry program plays a pivotal role in supporting individuals like Sabrina. This initiative complements school meal programs and addresses childhood hunger by providing a cost-effective and reliable food distribution point for students and their families at the end of the school day.

Where do we get our food?



Where do we get our money?



Financials

Utah Food Bank

Statement of Activities

Year Ended June 30, 2023

(with summarized comparative financial information for 2022)

	Without Donor Restrictions	With Donor Restrictions	Total 2023	Total 2022
Public Support and Revenues				
In-Kind Support				
Food	\$ 112,538,412	\$ -	\$ 112,538,412	\$ 119,758,477
Other supplies and equipment	191,913	-	191,913	140,229
Total in-kind support	112,730,325	-	112,730,325	119,898,706
Direct Contributions				
Special events	409,206	-	409,206	309,204
Less cost of direct benefit to donors	(229,231)	-	(229,231)	(166,041)
Net special events revenue	179,975	-	179,975	143,163
Contributions	20,121,321	179,903	20,301,224	18,593,220
Grants	7,850,839	-	7,850,839	12,163,275
United Way	19,832	-	19,832	25,157
Net assets released from restrictions	473,158	(473,158)	-	-
Total direct contributions	28,645,125	(293,255)	28,351,870	30,924,815
Revenues				
Government contracts	3,066,052	-	3,066,052	4,032,477
Net investment return (loss)	804,613	-	804,613	(158,223)
Other	126,233	-	126,233	214,256
Total revenues	3,996,898	-	3,996,898	4,088,510
Total public support and revenues	145,372,348	(293,255)	145,079,093	154,912,031
Program Expenses				
Statewide food distribution	123,408,514	-	123,408,514	128,906,224
Direct food programs	3,954,837	-	3,954,837	3,135,287
Total program expenses	127,363,351	-	127,363,351	132,041,511
Support Expenses				
Development	2,402,022	-	2,402,022	2,118,988
Management and general	3,174,186	-	3,174,186	2,899,631
Total support expenses	5,576,208	-	5,576,208	5,018,619
Total expenses	132,939,559	-	132,939,559	137,060,130
Change in Net Assets	12,432,789	(293,255)	12,139,534	17,851,901
Net Assets, Beginning of Year	72,969,784	473,158	73,442,942	55,591,041
Net Assets, End of Year	\$ 85,402,573	\$ 179,903	\$ 85,582,476	\$ 73,442,942

Leadership

EXECUTIVE TEAM

Ginette Bott
President & CEO

Aimee Botelho
Chief Human Resource Officer

Kent Liston
Chief Financial Officer

Scott Woodhead
Chief Operations Officer

BOARD OF DIRECTORS

Katelyn Thompson – Chair
Matthew Bloye – Vice Chair
Linda Ashton
David Damschen
Shaysee Dennis
Zach England
Rick Foster
Jarrod Hunt
Don Ipson
Mark Ludwig
Alejandro Puy
Colin Quincy
Genevieve Spackman
Howard Stoker
Nathan Wilkey

GOVERNANCE COMMITTEE

Katelyn Thompson – Chair
Matthew Bloye – Vice Chair
Zach England – Previous Chair
Shaysee Dennis – Finance Chair
Jarrod Hunt – Operations Chair
Linda Ashton – At-Large
Howard Stoker – At-Large

FINANCE COMMITTEE

Shaysee Dennis - Chair
Trent Erickson
Mark Ludwig
Colin Quincy
Art Smith

OPERATIONS COMMITTEE

Jarrod Hunt - Chair
TJ England
Jay Peppinger
Scott Saxton
Justin Suttlemyre
Daniel Tea

INFORMATION SECURITY COMMITTEE

Matt Hillary
Troy Rydman
Jeff West
Nathan Wilkey

Thank you for your support!

Utah Food Bank provides equal employment opportunities to all employees and applicants for employment and prohibits discrimination and harassment of any type without regard to race, color, religion, age, sex, national origin, disability status, genetics, protected veteran status, sexual orientation, gender identity or expression, or any other characteristic protected by federal, state or local laws.

Food Bank Facts

Servings Per Year: 50.1 million meals
Servings Weight: 60.2 million pounds

Avg. Cost Per Meal in Utah **\$3.38**

% of Total

Food Collection Sources

National Commercial Donation	43%
Grocery Rescue	32%
Government Commodities	11%
Local Commercial Donations	7%
Purchased	4%
Food Drives	3%

Funding Sources

Community	63%
Corporate/Sponsorships	14%
Grants/Foundations	12%
Government	11%

General Information

Counties Served	29
Partner Agencies	245
Volunteer Hours Served	184,075
Miles Traveled	658,004

UFB Values: Dignity, Hope, Community, Compassion, Integrity, Transparency, Respect, Vision, Stewardship, Partnership, Open Communication, Teamwork, Creativity.



UTAH FOOD BANK

**3150 S. 900 W.
Salt Lake City, UT 84119
801-978-2452**

INGREDIENTS:

- Feed Utah
- Night at the Warehouse Gala
- Summer Business Food & Fund Drive
- Driving Out Hunger
- Hunger Action Month
- Utah Human Race
- Holiday Food & Fund Drive



**FEEDING
AMERICA**

**UtahFoodBank.org · Facebook.com/UtahFoodBank
@UtahFoodBank · 2023**